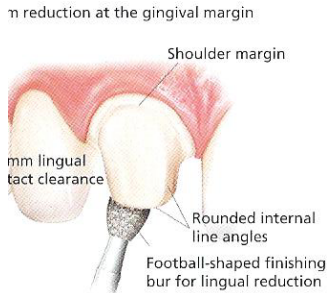


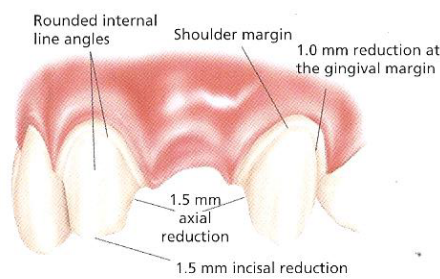
#### Veneer Restorations

##### VENEER PREPARATION

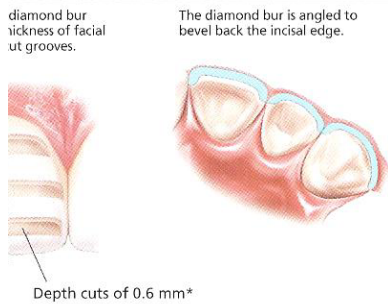


#### 3-Unit Bridge Restorations

##### 3-UNIT BRIDGE PREPARATION



#### Thin Veneers



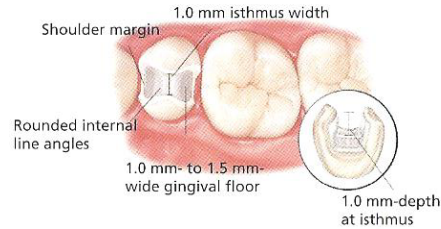
IPS e.max can be pressed to as thin as 0.3 mm for veneers. If sufficient space is present, IPS e.max can be placed over the existing teeth without the removal of any tooth structure. Depending on the case requirements, however, some teeth may need to be prepared to accommodate for the thickness of the ceramic and to ensure for proper contour and emergence profile.

#### Indications

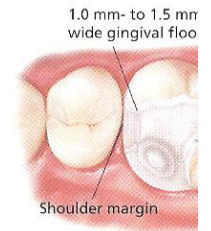
	IPS e.max Ceram/ZirPress	IPS e.max ZirCAD	IPS e.max CAD/Press
Crown		✓	✓
Veneer	✓		✓
Bridge		✓	✓
Crown		✓	✓
Bridge		✓	

#### Inlays/Onlays

##### INLAY PREPARATION

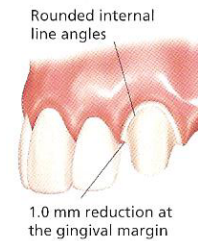
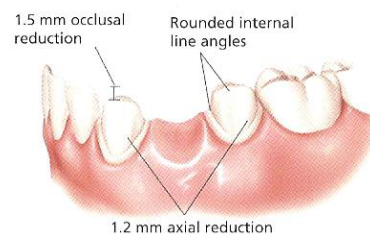


##### ONLAY PREPARATION



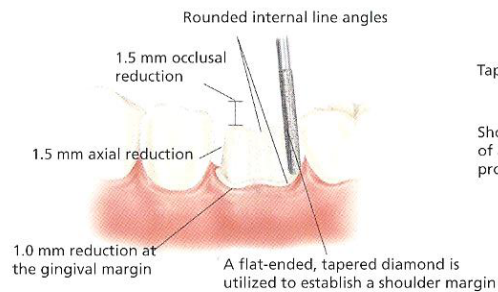
#### 3-Unit Bridge Restorations

##### 3-UNIT BRIDGE PREPARATION



#### Full-Coverage Restorations

##### POSTERIOR CROWN PREPARATION



##### CONVENTIONAL CEMENT PREPARATION

